

# GLIMPSES OF THE ACTIVITIES CONDUCTED IN THE MONTH OF NOVEMBER

Aeroplane Making Activity- Nursery students took active part in Aeroplane Making Activity. They were very eager to make an Aeroplane with Popsicles. This activity helped them in strengthening their fine motor skills and also taught kids about the art of recycling materials.




Say It! Make it! Draw it! - One of the best ways for young children to begin learning phonics is through playing phonics games and activities that make the learning process fun and engaging. In this activity, kids identified the letters first and then drew pictures related to their sound. The idea behind this activity was to make the learners recognize letter names and their sounds.



**Fish Aquarium Making Activity**- This activity was done as part of the student's pre-number concept development. Students of Nursery class made wide and narrow fish aquarium in their drawing files. It helped them in understanding the relationship between the space in two objects.



**Finger Print Counting Activity**- Print with fingertips and thumb are fun for kids. Nursery students dipped their fingertips in green color and made leaves according to the number. This activity helped them in sequence counting and recognizing the numbers.



**Paper Butterfly Activity-** Making the diverse thinking and imagination more creative, little kids of class nursery learned to make butterflies using handprint. This activity not only helped them in their eye and hand coordination but also developed their creative ideas.






**Missing Number Activity-** Missing Number Activity is a fun way to practice numbers. It was done to teach the number sequencing and to make them learn to create relationship with different numbers.



## Matchstick Dancing Men Making Activity - Through this pursuit,

children made several stick figures using their imagination and creativity. This task enhanced their concentration and hand-eye coordination.



Leaf Printing Activity - Leaves of different shapes and sizes are all around us and printing with leaves produces unique and beautiful designs. Prep students enjoyed the fun of leaf printing and created beautiful designs. They had great fun.



**Transport Activity**-Travelling won't be possible without transportation that has evolved with time; thus 'Means of Transport' was explained to the children and they made different types of transport used in land, water and air to travel and transport goods from one place to another.



**Addition Activity** – Prep students explored the unique technique of 'Bud Printing' and revised the concept of addition in a fun way by using cutouts of a ladybug. It was a super fun activity and will have a long-lasting impact on the memory of little learners.



**Origami Boat Making Activity**- Prep students made beautiful paper boats by the art of paper folding. It helped in the development of fine motor skills and improvement of hand-eye coordination of the children. The activity was enjoyed thoroughly by the children.



**Clay Modelling Activity**- Students of Class Prep made Chacha Nehru's favorite flower rose with clay on Children's Day. The happiness of molding the clay to make flowers was a sight to behold. Our students loved this activity thoroughly and were proud of their creativity.

