

RALLI INTERNATIONAL SCHOOL

SESSION: 2024-25

CLASS :1

ENGLISH

ACTIVITY: LET'S PLAY DUMB CHARADES

In the third week of July, students participated in a dumb charades activity focused on singular and plural forms. Groups of four took turns picking chits with words to act out while their team guessed the word and spelled its plural form. This activity enhanced students' understanding of singular and plural terms, spelling, and non-verbal communication skills.



HINDI

विषय - अनुच्छेद वाचन

इस प्रक्रिया में छात्रों ने दिये गए विषयों में से अपने पसंदीदा विषय पर बोल कर अपनी प्रतिभा का प्रदर्शन किया। छात्रों ने पूरे आत्म विश्वास और स्पष्ट उच्चारण के साथ अपनी प्रतिभा दिखाई। अद्यापिका द्वारा सर्वश्रेष्ठ छात्रों की प्रशंसा की गई।



MATH

ACTIVITY: ADDITION IS FUN

In this interactive activity, the class was divided into three teams, each aiming to reach a score of 10 by successfully throwing smiley balls into a bucket. Each successful throw added one point to the team's score. This exercise helped the students understand addition through hands-on practice while enhancing hand-eye coordination and fostering a positive attitude towards learning.



EVS

ACTIVITY- EAT HEALTHY STAY HEALTHY



Students enjoyed learning about healthy food habits using some puppet of different food items. They were able to recite few jingles like 'Eat me, I am Banana ... I give you instant energy. Apple says 'eat me" An apple a day keeps the doctor away. They were able to conceptualize the significance of eating

healthy food. They were able to relate and integrate the good eating habits into their daily life.

COMPUTER

ACTIVITY- PLAY WITH THE ALPHABETS

Students were asked to type A-Z (Both Capital and Small letters) in WordPad. They were asked to use different formatting features of WordPad to refine the look of the document (Font size). The aim of this activity was to make them familiar with the different type of keys on the keyboard (Alphabet keys, Number keys and Special keys)



CLASS: 2

ENGLISH

ACTIVITY- ICE POP ADJECTIVES

In this activity, the teacher gave a cutout of ice pop to each student where they wrote different adjectives according to the theme given by the teacher. This activity helped the students enhance their descriptive language skills by using adjectives to vividly describe an object.



HINDI

विषय - विलोम शब्द

विलोम शब्द वह शब्द होते हैं जो अपने अर्थ के विपरीत या उल्टे होते हैं। इन शब्दों का उपयोग भाषा में विविधता और व्यंग्य को बढ़ावा देने के लिए किया जाता है। ऐसे विषयों को शामिल करना महत्वपूर्ण है क्योंकि यह ज्ञान शब्दावली विकास और पढ़ने की समझ को बनाता और बढ़ाता है। गतिविधि के अंत में विद्यार्थियों के पास एक सुंदर विलोम घर बनकर तैयार हो गया अर्थात् उनकी भाषा के विकास में बढ़ोतरी और संचार कौशल में भी सुधार हुआ।



MATHS

ACTIVITY- ADDITION IS FUN

Addition is also known as summation or adding. In this activity, students were given cards with vertical and horizontal addition problems. They performed simple addition using the problems written on the cards. The students enjoyed the activity, which aimed to make learning addition both fun and competitive.



EVS

ACTIVITY- HOW TO KEEP OUR NEIGHBOURHOOD CLEAN



Living in a caring neighbourhood where everyone looks out for one another is one of the best ways for people to feel happy. To provide a sense of community and belonging for residents in students, speaking activity on 'How to Keep Our Neighbourhood Clean' was conducted in the class. In this activity student enlisted different ways of keeping the neighbourhood clean which helped to them to boost their confidence and they developed awareness regarding their surroundings.

COMPUTER

ACTIVITY-NATURE SCENE USING MS-PAINT

Students were asked to create a nature scene using different mathematical shapes in MS Paint application. The different brushes, shapes, etc were explained to them. The aim of the activity was to make the students familiar with the elements of MS-Paint. Students used their creative skills to make an attractive nature scene. Students enjoyed the activity.



CLASS :3

ENGLISH

ACTIVITY- MY AWESOME ADJECTIVES

Adjectives allow learners to express emotions, opinions, and attitudes, adding depth and tone to their language. The activity "My Awesome Adjectives " was conducted in the month of August. It aimed to improve communication skills and foster creativity. The students were asked to paste a picture of their loved ones and write different adjectives describing the picture. Their beautiful presentation helped them in the development of their cognition and language skills. The students participated with immense zeal and vigor and it was so much fun for one and all.



HINDI

गतिविधि - अनुभव आधारित गतिविधि रिपोर्ट

पर्यायवाची शब्द का प्रयोग भाषा की सुंदरता, संवेदनशीलता और प्रभावशीलता को बढ़ाने के लिए किया जाता है।

गतिविधियाँ सीखने की प्रक्रिया का एक प्रभावशाली माध्यम हैं, जो विद्यार्थियों को अभ्यास के द्वारा विकास के पर्याप्त अवसर प्रदान करती हैं। गतिविधि-आधारित शिक्षण विद्यार्थियों में सामाजिक कौशल विकसित करने में मदद करता है और उनमें सामूहिक रूप से कार्य करने भावना को भी बढ़ावा देता है। इनसे विद्यार्थियों को स्थाई ज्ञान प्राप्त होता है तथा उनमें आलोचनात्मक सोच का विकास होता है। इसी उद्देश्य से अगस्त माह में शिक्षिका के मार्गदर्शन में कक्षा तीन के चारों वर्गों में पर्यायवाची शब्द पर आधारित गतिविधि 'पर्यायवाची शब्द झरोखा' करवाई गई। विद्यार्थियों ने उत्साहपूर्वक इस गतिविधि में भाग लिया। उन्होंने ए-4 आकार की शीट पर ओरिगेमी शीट की चार आयताकार पट्टियों को मोड़कर चिपकाया तथा उन पट्टियों के ऊपर अलग-अलग चित्र बनाकर उनके नाम लिखे। तत्पश्चात् उन्होंने पट्टियों की अंदर की तरफ उन शब्दों के पर्यायवाची लिखे तथा अपनी सृजनात्मकता का प्रयोग कर 'पर्यायवाची शब्द झरोखा' बनाया।

यह गतिविधि विद्यार्थियों के लिए ज्ञानवर्धक रही तथा इस गतिविधि के द्वारा विद्यार्थियों की शब्दावली कलात्मकता, सृजनात्मकता, मौखिक एवं लिखित अभिव्यक्ति का विकास हुआ।



MATH

ACTIVITY – KNOCK OFF SUBTRACTION

With the aim to reinforce the concept of place value and subtraction, an engaging and fun filled activity was conducted for the students of class 3. Students were asked to form the greatest and smallest possible numbers using the given digits and then find the difference between them. Students successfully completed the task, demonstrating a good

grasp of the concepts, and practiced subtraction with borrowing. Overall, the activity was effective in enhancing students' mathematical skills and development of their ability to think critically.



EVS

ACTIVITY- PARTS OF THE PLANTS WE EAT

Learning through interactive activity is fundamental to our children education, this leads to better learning experiences. 'Parts of the Plant We Eat' Activity helped Class 3 children to perform interactive as well as creative learning activity that helped in enhancing their imagination and boost confidence. Students were aware of various parts of plants




like roots, stems, leaves, flowers and fruits etc. In this activity students were asked to draw a beautiful picture of a plant, label its parts and paste pictures of different food items we obtain from different parts of plants (e.g.- carrot-root, potato-stem, pomegranate etc.) Children enjoyed the activity and participated in it with full zeal and enthusiasm.

COMPUTER

ACTIVITY- PEN WITH WORD 2016

Students were asked to type a story in Word 2016. They were asked to enhance the look of the document by using various formatting features (Font color, Font style, Font size, Bold, Underline, and Alignment etc). The aim of the activity was to make the students familiar with the advanced formatting features of Word 2016.

Students used their creative writing skills in typing interesting stories. Students enjoyed the activity.



CLASS-IV

ENGLISH

MY ADJECTIVE STORY

To spark creativity and enhance writing skills, students participated in an engaging adjective story writing activity. Equipped with a set of thought-provoking adjectives, they were challenged to craft a narrative that seamlessly integrated these descriptive words. Throughout the exercise, students exhibited enthusiasm and dedication, fully immersing themselves in the creative process.


This activity not only fostered critical thinking but also encouraged students to explore connections between words, ideas, and imagination. By doing so, it provided a valuable platform for students to refine their writing skills, including vocabulary usage, sentence structure, and storytelling techniques.



हिंदी

विराम चिह्न चक्र

अनुभव आधारित गतिविधियाँ विद्यार्थियों को नए अनुभवों को तलाश करने, सीखने में रुचि पैदा करने तथा शब्दावली का विकास करने में सहायक होती हैं । इसी उद्देश्य से शिक्षिका के मार्गदर्शन में कक्षा चार में अगस्त माह में विराम चिह्न से संबंधित गतिविधि करवाई गई । विद्यार्थियों ने उत्साहपूर्वक इस गतिविधि में भाग लिया । सभी ने विभिन्न विराम चिह्नों के बारे में जाना व उनका सही स्थान पर प्रयोग करना सीखा ।





MATHS

PARTS OF A CIRCLE THROUGH PAPER FOLDING

An activity based on 'Learning by doing' was planned to identify the various parts of a circle through paper folding. The students were

ready with 5 colourful circular cutouts and showed active participation. All of them could locate the centre, radii, diameters and circumference through paper folding with the

teacher's help. The relationship between radius and diameter was clear to them through this activity. The clarity of this concept will help them form a base for higher classes. It was a fun learning experience for both teachers and the students.



ADAPTATION IN ANIMALS

WHO AM I?

A hands-on learning activity on animal adaptations was conducted in class. During this activity, the children selected picture cards of terrestrial and aquatic animals. They identified each animal's habitat and discussed its unique adaptive features. This exercise helped the children to understand how different adaptations enable animals to thrive in their respective environments.



EVS-II

'Collecting Crops': Cereal Collection and Presentation on the Northern Plains

The objective of this activity was to help students learn about different cereals grown in the Northern Plains and present the information creatively. The students collected various types of cereals, such as wheat, rice, barley, and maize, which are commonly grown in this region of India. Each type of cereal was placed in a separate zip pouch to keep them clean and organized. After collecting the cereals, students pasted some zip pouches containing different cereals in an A4 size sheets, arranging them neatly to leave sufficient space for writing. By the end of the activity, students gained a better understanding of the cereals grown in the Northern Plains and had the opportunity to develop their creativity and presentation skills.




CLASS-V

ENGLISH

REPORT ANYALYSIS ON ANNE FRANK'S LIFE INTO HIDING

The students presented a report on Anne Frank's life in hiding, which highlighted her resilience and the challenges she faced while living in the Secret Annex. They conducted extensive research and effectively portrayed the fears, hopes, and daily struggles of a Jewish family evading Nazi persecution. The presentation provided a profound learning experience, deeply engaging the students in understanding the historical context and personal hardships of Anne Frank's story.



हिंदी

'उलट-पलट पट्टी'



अनुभव आधारित गतिविधि विद्यार्थियों को नए अनुभवों को तलाश करने, सीखने में रुचि पैदा करने तथा शब्दावली का विकास करने में सहायक होती हैं। इस गतिविधि के द्वारा विद्यार्थियों को स्थाई ज्ञान प्राप्त होता है। इसी उद्देश्य द्वारा कक्षा पाँच के विद्यार्थियों द्वारा अनुभव आधारित गतिविधि ('उलट-पलट पट्टी') करवाई गई। विद्यार्थियों ने उत्साहपूर्वक इस गतिविधि में

भाग लिया। इस गतिविधि में विद्यार्थियों को स्मार्ट बोर्ड पर एक 'उलट-पलट पट्टी' दिखाई गई, जिसे देखकर विद्यार्थियों ने ए-4 शीट पर चार पट्टियों का निर्माण किया तथा उसमें पहली पट्टी पर चित्र बनाते हुए उसका नाम व अंदर हर एक पट्टी पर उसके एक-एक पर्यायवाची शब्द लिखे। इस गतिविधि के द्वारा विद्यार्थी विभिन्न शब्दों के पर्यायवाची शब्दों से भली भाँति परिचित हुए तथा उनकी कलात्मकता, मौखिक एवं लिखित अभिव्यक्ति का विकास हुआ।



MATHEMATICS

EQUIVALENT FRACTIONS

The Equivalent Fractions activity was an effective introduction to the concept of equivalent fractions for the fifth-grade students. The goal of this activity was to reinforce their understanding of equivalent fractions through an engaging and interactive approach. During the activity, students used paper strips to explore fractions visually. They divided the strips into various segments and shaded them to represent different fractions. For instance, they learned that $\frac{1}{2}$, $\frac{2}{4}$, and $\frac{4}{8}$ are equivalent fractions because they represent the same proportion of a whole. By dividing a strip into 2 equal parts and shading one, the result is visually consistent with dividing the strip into 4 parts and shading two, or dividing it into 8 parts and shading four. Through this hands-on experience, students were able to grasp the concept of equivalent fractions more effectively, enhancing their ability to identify and work with fractions in a meaningful way.



EVS-I

PARTS OF BRAIN

In our recent Experiential Learning activity, we explored the intricate structure of the human brain. The objective was to understand the different parts of the brain, including the cerebrum, cerebellum, and medulla, and their functions. Through this hands-on activity, students created a 2D model of the human brain on an A4-sized sheet using clay, which helped them visualize and comprehend the brain's complex anatomy. Students used different colors of clay to create and label a 2D model of the brain, representing parts like the cerebrum, cerebellum, and medulla. This hands-on activity enhanced their understanding of the brain's structure and functions while developing their observation and data-recording skills, effectively combining theoretical knowledge with practical application.



EVS-II

COLLAGE MAKING ON DEMOCRATIC REPUBLIC OF CONGO

The experiential learning activity undertaken by Grade 5 students, focusing on creating collages about the Democratic Republic of Congo (DRC). The activity aimed to provide students with an engaging, hands-on experience to explore and understand various aspects of the DRC through art and creativity. The collages produced by the students depicted various elements, including the country's flag, natural vegetation, climate, life of the people, landform, rivers, food, and crops etc. Using the collected images and materials, students created collages that represented their findings. Each collage included a combination of pictures and artistic elements to depict various aspects of the DRC. By researching and visually representing various aspects of the country, students gained valuable insights into its geography, culture, and daily life.

The activity not only enhanced their understanding of global diversity but also fostered their artistic and research skills.



COMPUTER SCIENCE

CLEAN INDIA - PAGE MAKING IN MS-WORD

Students were asked to create a colourful page on the topic 'Clean India'. Students created beautiful pages using bullets, alignment, line spacing, WordArt feature and different types of formatting effects available in MS-Word. They also used pictures & shapes options. Students changed background colour to make an attractive page.

